







FlexiDome Cameras Quick Guide



BOSCH

Invented for life

	General Purpose				High Performance	Day/Night
	FlexiDome I Series 	FlexiDome II Series 	FlexiDomeVF 	FlexiDomeXT+ 	FlexiDomeXF 	FlexiDome 2X 
Imaging Features	Image sensor type	1/4" Interlaced CCD	1/4" Interlaced CCD	1/3" Interlaced CCD	1/3" Interlaced CCD	1/3" Interlaced CCD
	Day/Night — NightSense	No	No	Yes	Yes	No
	Day/Night — IR sensitive (removable IR filter)	No	No	No	No	Yes
	XF-Dynamic — Wide dynamic range	No	No	No	No	Yes
	2X-Dynamic	No	No	No	No	Yes
	SensUp — Enhanced sensitivity	No	No	No	No	Yes
	Default Shutter	No	No	No	No	Yes
	Privacy Zones	No	No	No	No	No
	Backlight compensation (BLC)	Yes	Yes	Yes	Yes	Yes (programmable area)
	AutoBlack	No	No	Yes	Yes	Yes
	Dynamic Noise Reduction (DNR)	No	No	No	No	Yes
	Video motion detection	No	No	No	No	Yes
Resolution	Maximum resolution (color)	330 TVL	470 TVL	540 TVL	540 TVL	540 TVL
	Maximum resolution (monochrome)	380 TVL	570 TVL	570 TVL	570 TVL	540 TVL
Sensitivity (lux)	Color	2.0 (F2.0, 30 IRE)	2.0 (F2.0, 30 IRE)	0.44 (F1.4, 30 IRE)*	0.44 (F1.4, 30 IRE)*	0.16 (F1.0, 30 IRE)
	Color w/SensUp	n/a	n/a	n/a	n/a	0.016 (F1.0, 30 IRE)
	Monochrome	0.3 (F2.0, 30 IRE)	0.3 (F2.0, 30 IRE)	0.39 (F1.4, 30 IRE)	0.39 (F1.4, 30 IRE)	0.056 (F1.0, 30 IRE)
Lenses	Focal length/F-stop	2.1 mm, f/2.0 3.0 mm, f/2.0 6.0 mm, f/2.0	2.1 mm, f/2.0 3.0 mm, f/2.0 6.0 mm, f/2.0	2.6 - 6.0 mm, f/1.4 4.0 - 9.0 mm, f/1.6 9.0 - 22 mm, f/1.4	2.6 - 6.0 mm, f/1.4 3.7 - 12.0 mm, f/1.6 9.0 - 22 mm, f/1.4	3.0 - 9.5 mm, f/1.0 3.7 - 12.0 mm, f/1.6 9.0 - 22 mm, f/1.4
Housing and Power	Impact rating	Low impact	Low impact	Low impact	High impact	High impact
	Ingress rating	No	No	No	IP66/NEMA 4X	IP66/NEMA 4X
	Tamper-proof	No	No	No	Yes	Yes
	Temperature range (operating)	14°F to 113°F	14°F to 113°F	14°F to 113°F	-58°F to 122°F	-58°F to 122°F
	Voltage range	12 to 28 VDC 12 to 28 VAC	12 to 28 VDC 12 to 28 VAC	10.8 to 39 VDC 12 to 28 VAC	10.8 to 39 VDC 12 to 28 VAC	10.8 to 39 VDC 12 to 28 VAC
	Power consumption	2W for all voltages	2W for all voltages	4W for all voltages	6W for all voltages	6W for all voltages
Installation/Service	Bilinx remote configuration tool	No	No	Yes	Yes	Yes
	Test Pattern Generator	No	No	No	No	Yes
	Focus aid	No	No	Yes	Yes	Yes
	Lens focus wizard	No	No	Yes	Yes	Yes
	Service monitor output	No	No	Yes	Yes	Yes
Warranty	Coverage period	3 years	3 years	3 years	3 years	3 years

* 89% reflectance

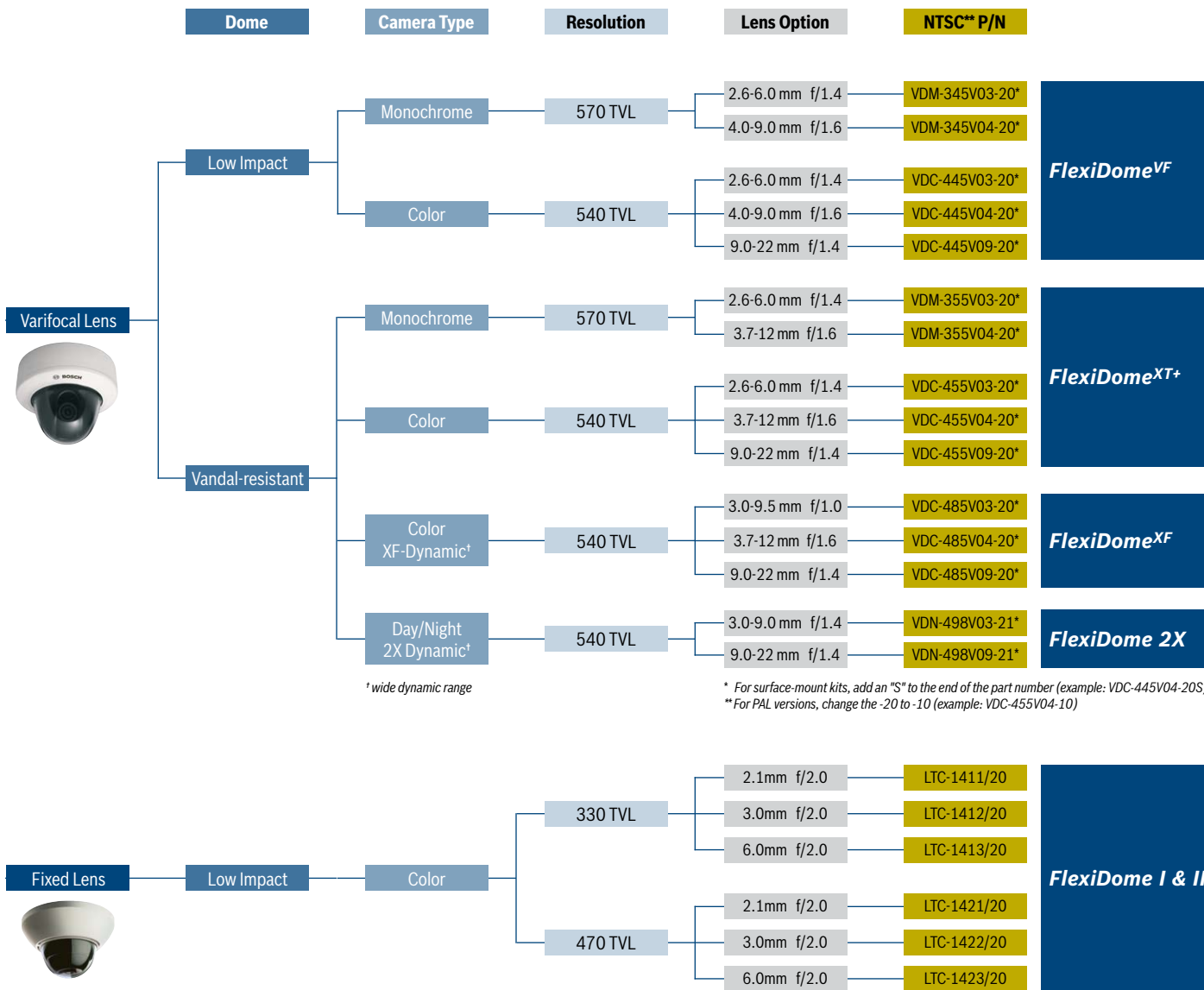
FlexiDome Cameras Quick Guide



BOSCH

Invented for life

Camera Selection Chart



Optional Mounts

Pendant Wall Mount

VDA-445WMT



Pendant Pipe Mount

VDA-455PMT



Corner Wall Mount

VDA-455CMT



Hardware and Accessories

Power Supplies

UPA-2410-60 Input; 120 VAC, 60Hz, Single Output; 24 VAC, 10 VA

UPA-2430-60 Input; 120 VAC, 60Hz, Single Output; 24 VAC, 30 VA

Surface Mount Box

VDA-445SMB Surface mount box for FlexiDome^{VF}

VDA-455SMB High impact surface mount box for XT⁺, XF⁺, DN

Tinted Dome

VDA-455TBL Tinted dome for FlexiDome Series

UTP Adapter

VDA-455UTP Converts BNC/Coax to UTP for transmission of composite video over Cat5/Cat5e/Cat6 UTP cabling

Service/Monitor Cable

S1460 1-meter 2.5mm connector to BNC (VF, XT⁺, XF, DN)

Bilinix Configuration Tool

VP-CFGSFT Setup and configure cameras over the video cable (FlexiDome^{VF}, XT⁺, XF, DN)